



# 2026 BOARD OF TRUSTEES ELECTION

## VOTING GUIDE

**Virtual Online Voting:** From 8am on 21 May to 11 June 2026 at 4pm (24hrs)

**Supervised Online Voting:** 08 to 11 June 2026 from 8am to 4pm



You have 2 convenient voting methods available to you to ensure that you participate in the 2026 Board of Trustees Election.





## Elections

Number of votes allowed per category.

**FORCES**

**PENSIONERS**

1 Seat

1 Seat

1 Vote

1 Vote

**VOTES PER CATEGORY**

[www.gepfvote.co.za](http://www.gepfvote.co.za)

Virtual Online Voting allows you to cast your vote from anywhere with internet access using your personal device.



01

## VOTING METHOD 1: VIRTUAL ONLINE VOTING

**Voting Period:** 21 May 2026 to 11 June 2026

### How to Vote Virtually

- Access the online voting portal using the internet link provided by the Independent Election Entity via SMS and/or email. Visit the official GEPF election website: <https://www.gepfvote.co.za>.
- Enter your unique Voting Access Key (sent via email and SMS). If you have not received or are missing your Voting Access Key, you can request one from the GEPF election website.
- Enter your Pension Number (if you are a Pensioner) or your Member Number (if you are a Forces Member) and Voting Access Key.
- Select your candidates from the appropriate ballot for your Fund category.
- Review the candidate information and cast your votes.
- Submit your ballot electronically.
- Receive immediate confirmation of your vote.



### Virtual Online Voting Requirements

- a. Go to the election website to request your Access Key (distributed via email and SMS before the voting period).
- b. Internet-enabled device (computer, tablet, or smartphone) with a stable internet connection.
- c. Your Pension Number (if a Pensioner) or your Member Number (if a Forces member).



Supervised Online Voting offers in-person assistance at selected election locations, where Voting Officials are on hand to support you. You can find the list of voting sites on the website.



## 02 **VOTING METHOD 2: SUPERVISED ONLINE VOTING**

**Voting Period:** 08 to 11 June 2026 Only

### **How to Vote at Supervised Sites**

1. Visit one of the designated voting locations between 08 and 11 June, 2026 (from 08:00 to 16:00).
2. Utilize the online voting device available at the location to:
  - Reissue Your Access Key.
  - Cast your vote, with assistance from Voting Officials if necessary.
  - Ensure you receive confirmation of your vote before departing.

#### **Supervised Online Voting Features**

- Voting Officials\*\* will be present at every voting site.
- Online voting devices\*\* and technical support will be made available.

## VOTING RESTRICTIONS

---

- Each eligible voter is permitted to cast their vote only once before leaving the voting platform.

## HOW TO PREPARE FOR VOTING

---

- Ensure your contact information is current.
- Confirm that you have received your Voting Access Key through email and SMS.
- If you have not received your Voting Access Key by May 21, 2026, please request one from the GEPF election website or reach out to the Independent Electoral Officer without delay.





## What is a Voting Access Key?

The Voting Access Key is a 6-character alphanumeric unique security code that allows you to access the online voting system and cast your ballot.



## FOR VIRTUAL ONLINE VOTING REMOTELY OR AT A DESIGNATED SITE

- Voting Access Keys will be sent out through email and SMS on May 21, 2026.
- Each eligible voter will receive a unique Voting Access Key.
- Please ensure that your Voting Access Key remains secure and confidential.
- As a Pensioner you will need your Pension Number to vote
- As a Forces Member you will need your Member Number to vote



**2026 TRUSTEES  
ELECTION**

### If you cannot find your Voting Access Key

- a. Contact the Independent Electoral Officer immediately.
- b. Alternatively, visit a Supervised Online Voting site from 08 to 11 June 2026

[www.gepfvote.co.za](http://www.gepfvote.co.za)





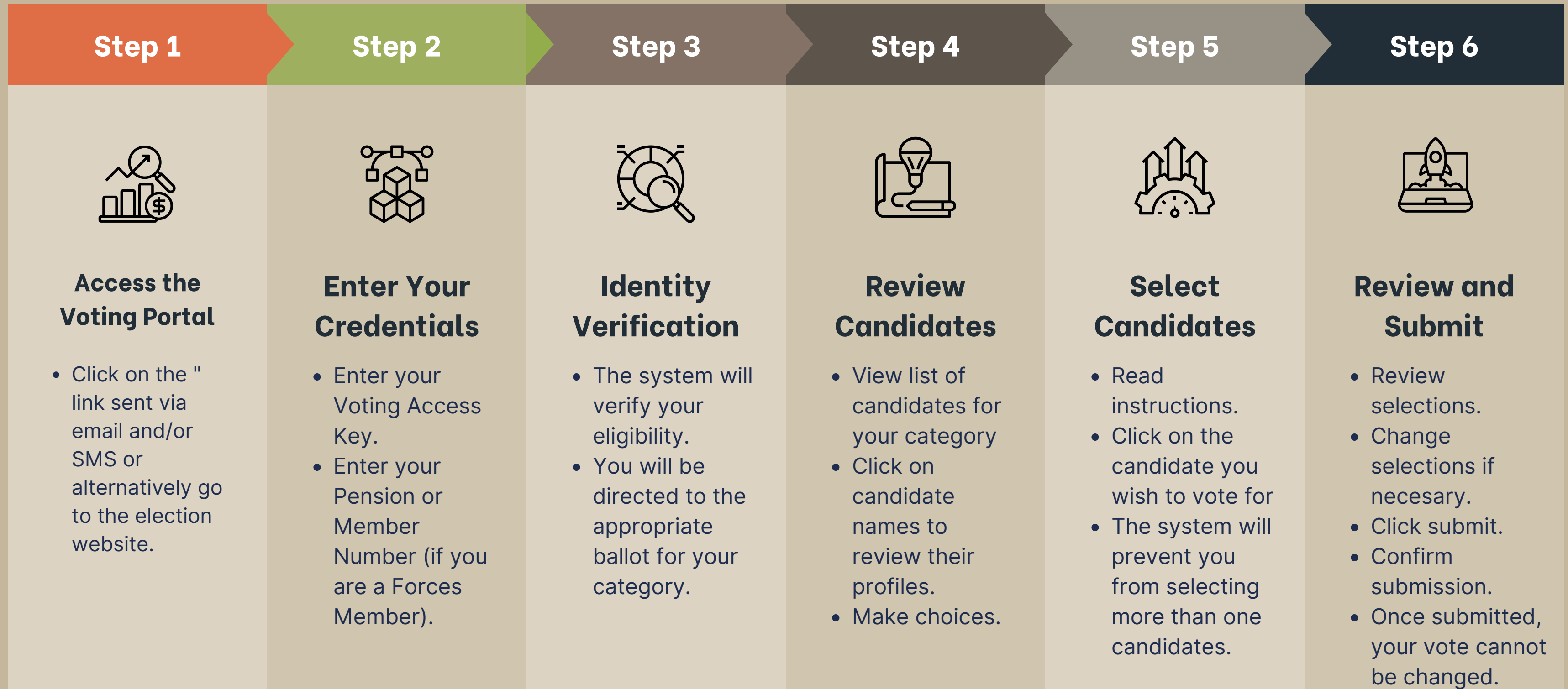
## **VIRTUAL ONLINE VOTING PROCESS**

---

A step-by-step guide to the online voting process is provided on the next page.



# STEP-BY-STEP VIRTUAL ONLINE VOTING PROCESS



## How do I know that my vote has been received?

You will receive an on-screen confirmation and a confirmation email will be sent to your registered contact details.

Save or print your confirmation for your records.

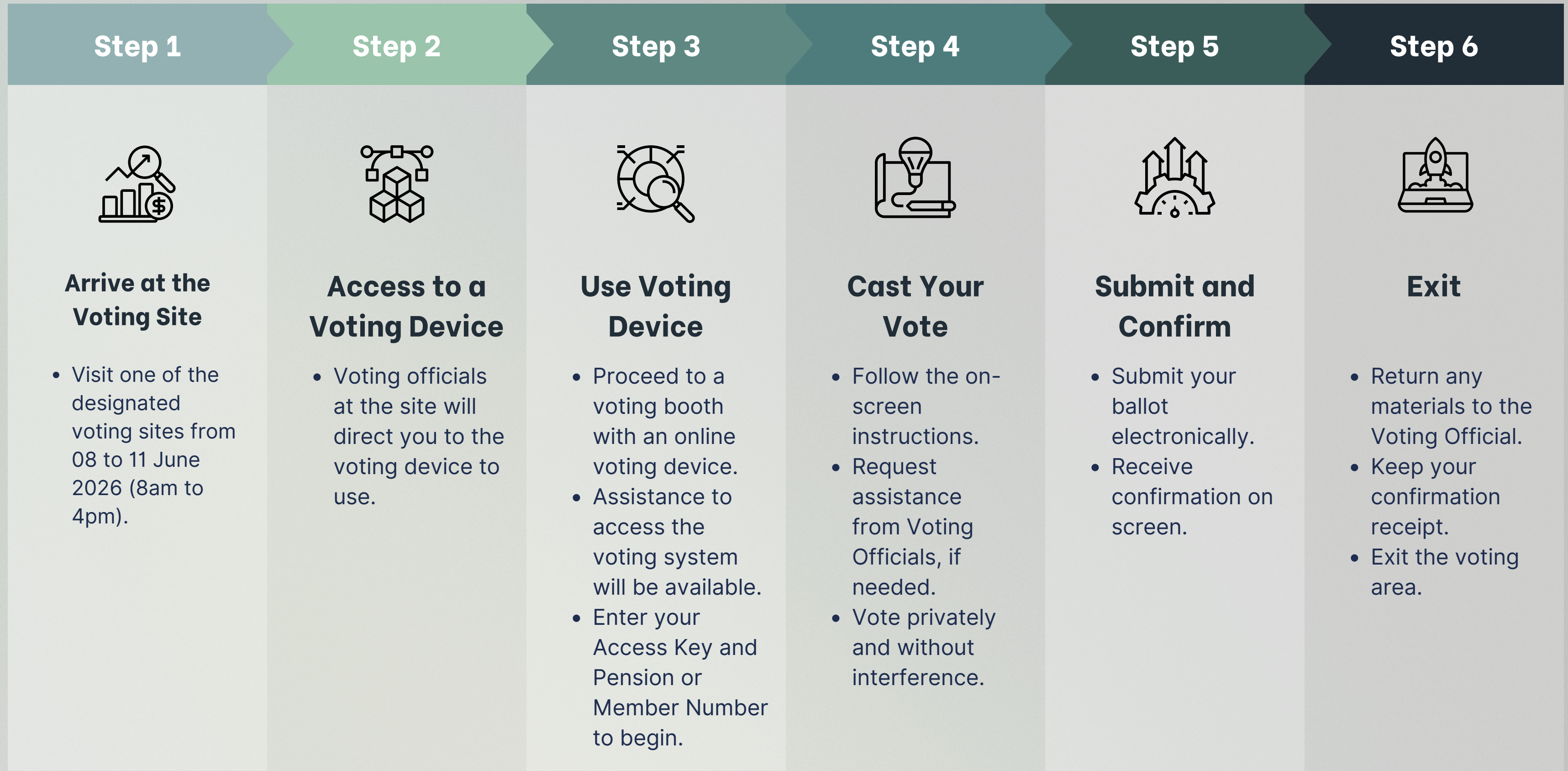


## **SUPERVISED ONLINE VOTING PROCESS**

A step-by-step guide to the supervised online voting process is provided on the next page.



# STEP-BY-STEP SUPERVISED ONLINE VOTING PROCESS



## COMMON TECHNICAL ISSUES


---

### Cannot Access Voting Portal

- Clear your browser cache and cookies.
- Try a different browser (Chrome, Firefox, Safari, Edge).
- Check your internet connection.
- Contact technical support.

### Voting Access Key Not Working

- Ensure you are entering the key exactly as provided (case-sensitive).
- Check for extra spaces before or after the key.
- Visit a Supervised Online Voting site from 08 to 11 June 2026 from 8am to 4pm.



# ELECTION INTEGRITY AND SECURITY

## Secure Voting System

The GEPF online voting system incorporates:

- **Encryption:** All data transmitted is encrypted using industry-standard security protocols.
- **Authentication:** Multi-factor authentication prevents unauthorised access.
- **Audit Trail:** Complete audit trail maintained while preserving ballot secrecy.
- **System Monitoring:** Real-time monitoring by the Independent Electoral Officer.

## ELECTION INTEGRITY AND SECURITY

---

### Your Rights as a Voter

- **Right to Vote:** All eligible members and pensioners have the right to participate.
- **Right to Privacy:** Your vote is secret and anonymous.
- **Right to Assistance:** You may request help without compromising ballot secrecy.
- **Right to Information:** You have access to all the -candidates information.
- **Right to Fair Elections:** The Independent Electoral Officer ensures free and fair elections.

## IMPORTANT REMINDERS

---

### Before Voting

- Verify you received your Voting Access Key.
- Review the candidates information on the election website.
- Have your GEPF Pension number ready. Pensioners must use the CP Number and Forces the Member Number.
- Choose a secure location and internet connection for voting.

### During Voting

- Do not share your Voting Access Key with anyone.
- Vote privately without coercion or influence.
- Review your selections carefully before submitting.
- Save your confirmation receipt.

### After Voting

- Confirm you received a confirmation email/SMS.
- Keep your confirmation receipt for your records.
- Do not attempt to vote again (duplicate voting is prohibited).
- Monitor the election website for results.

